

Recorder Karate

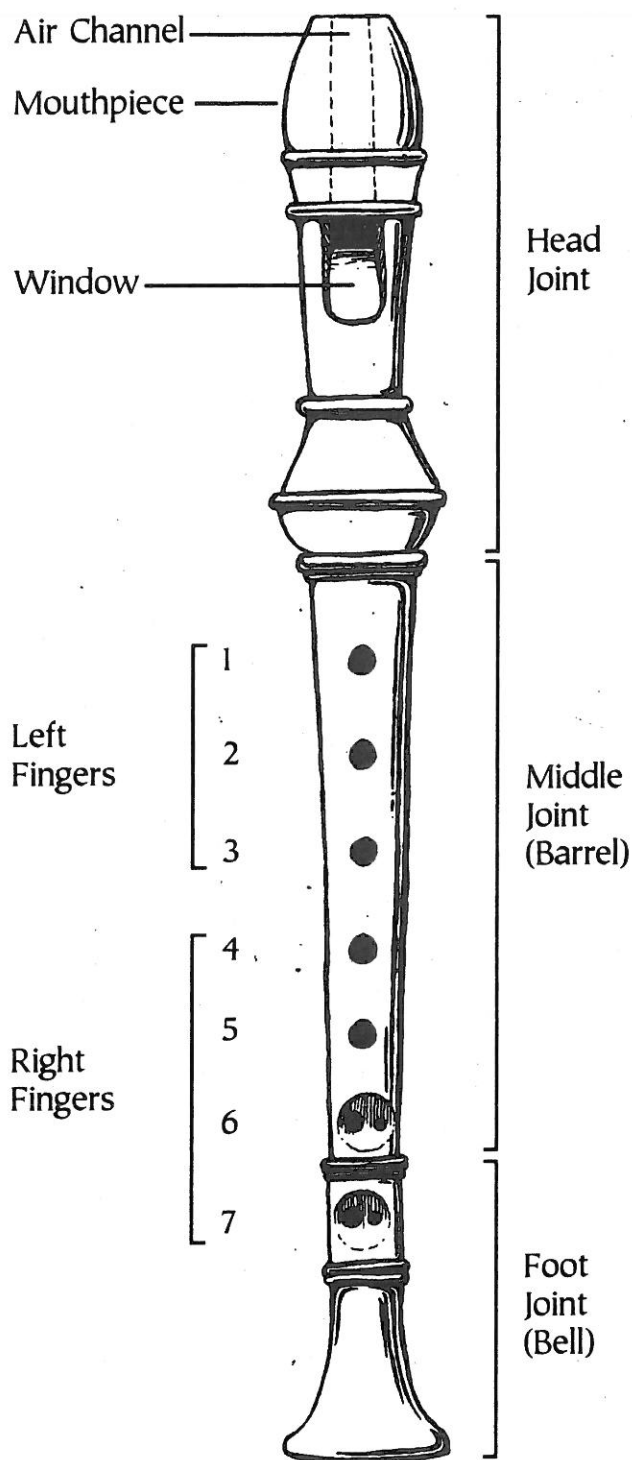


Name _____

Teacher _____



How To Hold The Recorder



- All recorders have a thumb hole in the back and seven holes down the front. Some recorders have double holes on the bottom two holes.

- The left hand is placed at the top of the recorder, which is by the mouthpiece. The left hand covers the thumb hole in the back of the recorder and the first three holes. The pinkie finger of the left hand is never used and should be held away from the recorder.

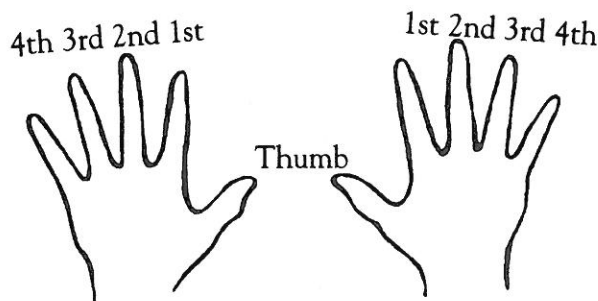
- The right hand is placed at the bottom of the recorder. The right thumb is used to balance the recorder and is placed between the 4th and 5th holes on the back. The right hand fingers cover the four holes near the bottom of the recorder.

- Cover the holes completely with the flat, fleshy pad of your fingers, NOT the fingertips.

- Fingers should be slightly curved.




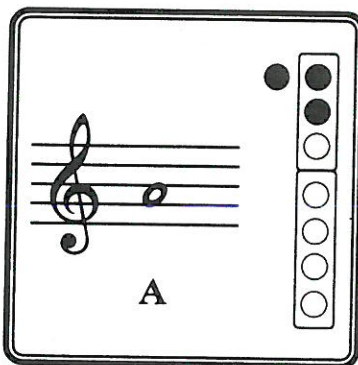





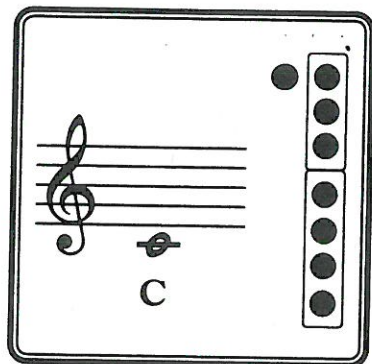
- Fingers that are not being used to cover holes should be held a little distance above their holes so they are ready to quickly play the next note.

- Hold your recorder at a 45-degree angle. Your elbows should be slightly away from your body. Make sure to sit up straight!



RECORDER FINGERING CHART

The hole that is outside the box indicates the thumbhole on the back of the recorder. When the circle is black, cover that hole with the correct finger.



1 - White Belt

Hot Cross Buns

2 measures (8 beats) introduction
on recording

Traditional

Hot cross buns! Hot cross buns!

One a pen - ny, two a pen - ny, hot cross buns!

New things to learn for the White Belt song:

half note = 2 beats

quarter note = 1 beat

time signature =
4 beats in each
measure

half rest =
2 beats of
silence

new notes:

G

A

B

counting:

o			
—			
o	—		
o	o	~	~
1	2	3	4

2 – Yellow Belt

Gently Sleep

2 measures (8 beats) introduction
on recording

Traditional
lyrics by Barb Philipak



Gent-ly sleep, my sweet child. Gent-ly sleep, with that smile.



Gent - ly sleep, lit - tle one. Gent - ly sleep, day is done.

New thing to learn for the Yellow Belt song:

’ **breath mark** When you see this symbol, take a breath.
Try only to take a breath every two measures.

3 - Orange Belt

Merrily We Roll Along

2 measures (8 beats) introduction
on recording

Traditional






Mer-ri - ly we roll a - long, roll a - long, roll a - long.



Mer - ri - ly we roll a - long, o'er the deep blue sea.

to review:



4 - Green Belt

Pitches: E GA

It's Raining

7 beats introduction
on recording

Traditional

It's rain - ing, it's pour - ing, the
old man is snor - ing. Went to bed and he
bumped his head and he could-n't get up in the morn - ing.

New things to learn for the Green Belt song:

new rhythm:

two eighth notes = 1 beat
(Each single eighth note gets 1/2 beat.)

new note:

E

counting:

1 & 2 & 3 & 4 &

5 - Purple Belt

Pitches: DE GAB

Old MacDonald Had A Farm

4 measures (16 beats) introduction
on recording

Traditional

Old Mac-Don-ald had a farm. E - I - E - I -


O. And on that farm he had some chicks.

E - I - E - I - O. With a chick chick here. And a

chick chick there. Here a chick, there a chick. Ev'-ry-where a chick chick.

Old Mac-Don-ald had a farm. E - I - E - I - O.

New things to learn for the Purple Belt song:



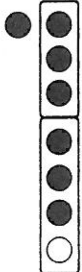
quarter rest = 1 beat of silence



dotted half note = 3 beats
(A dot after a note gets half the value of that note and makes it that much longer.)



D



new note

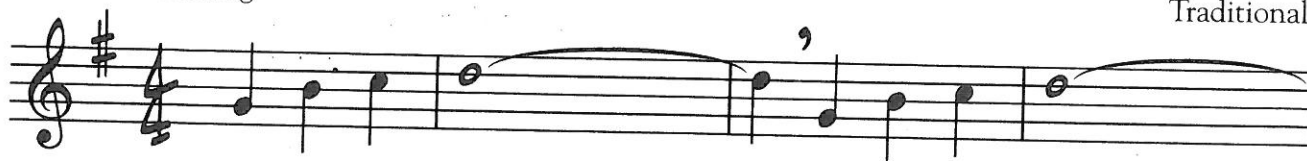
6 - Blue Belt

Pitches: GABC'D'

When The Saints Go Marching In

5 beats introduction
on recording

Traditional



Oh, when the saints go march-ing in,



oh, when the saints go march ing in.




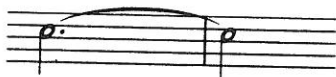
Oh, I want to be in that num - ber,



when the saints go march - ing in.

New things to learn for the Blue Belt song:


A **tie**  is a curved line which connects notes of the same pitch. Only the first note is played and then it is held for the total value of the connected notes.




1 2 3 - 1 2




1 2 3 4 - 1

new rhythm:  whole note = 4 beats

new notes:



C'



D'

7 – Red Belt

Twinkle, Twinkle Little Star

2 measures (8 beats) introduction
on recording

Traditional



Twin-kle, twin-kle lit - tle star, how I won-der what you are.




Up a - bove the world so high, like a dia-mond in the sky!



Twin-kle, twin-kle lit - tle star, how I won-der what you are.


New things to learn for the Red Belt song:

key signature



These sharps (#), when placed at the beginning of a line, are for all C's and F's in the song. This is called a **key signature**. However, since there are no C's in this song, you only have to remember to play every F in this song as F#.

new note:



8 – Brown Belt

Pitches: DE GAB D'

Amazing Grace

5 beats introduction
on recording

Traditional

A - maz - ing — grace, how sweet the

sound, that saved a — wretch like me. —

— I once — was — lost, but now — am —


found, was blind, but — now I see. —

New things to learn for the Brown Belt song:

new rhythms:




single eighth note = 1/2 beat

Until now, you have seen two eighth notes joined together with a beam (). Together, two eighth notes = 1 beat.



dotted quarter note = 1 1/2 beats

Again, the dot adds half the value of that note and makes it longer.



1 + 1/2 = 1 1/2 beats









A **fermata** placed above a note means that the note is held a little longer than its usual count.



time signature The top number tells us that there are only three beats in each measure.

3
4

		
		
		
1	2	3

counting

Pitches: D GABC'D'

9 – Black Belt

Ode To Joy

2 measures (8 beats) introduction
on recording

Ludwig van Beethoven



Ludwig van Beethoven

When The Saints Go Marching In

Traditional
arr. M. C. Handel/Paul Jennings

MODERATE DIXIELAND (♩=138)

DRUM FILL - - - - (OPT.)

PLAY

f

11

19

1. 2.

29 "BRING IT HOME"

37

+AD LIB. OPT.
(ON NOTES LEARNED)

POCO RIT.

Amazing Grace

Traditional
adapted by M. C. Handel
arr. Paul Jennings

EXPRESSIVELY ($\text{♩} = 66$)

7

mf

9

17

25

rit.

Ode To Joy

JOYOUSLY (♩=104-108)

Ludwig van Beethoven
arr. M. C. Handel/Paul Jennings

2 3 6

9

17

mf

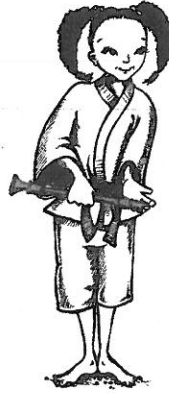
1. 2.

26

(OPT.)

Recorder Karate Belts

White Belt



Hot Cross Buns

Yellow Belt



Gently Sleep

Brown Belt



Amazing Grace

Black Belt



Ode To Joy

Orange Belt



Merrily We Roll Along

Red Belt




Twinkle, Twinkle
Little Star

Blue Belt



When The Saints
Go Marching In

Purple Belt



Old MacDonald
Had A Farm

Green Belt



It's Raining